



- CORDLESS
- FIXING / FASTENING
- DRILLING / IMPACT DRILLING
- CONCRETE DRILLING / DEMOLITION
- CUTTING (CONCRETE/ MASONRY/ METAL)
- MULTI TOOL
- GRINDING
- SANDING / POLISHING
- SAWING
- ROUTERING / PLANING
- CLEANING
- HEAT GUN / LASERS
- PNEUMATIC TOOLS
- GARDEN TOOLS
- GENERATORS

3612BR
153
12mm (1/2") Acc Pg. A157-177

Router (Plunge type)

Faster, more accurate, more powerful routing

- Large plunge capacity 0-65mm for easy penetration into or through workpiece



Specifications:-

Continuous rating Input	1,600W
Capacity	Collet : 12mm or 1/2"
Plunge capacity	0 - 65mm (0 - 2-9/16")
Base dia.	160mm (6-1/4")
No load speed	23,000rpm
Overall height	287mm (11-1/4")
Net weight	5.5kg (12.0lbs)
Power supply cord	2.5m (8.2ft)

Standard Equipment: Trimmer guide, Straight guide, Template guide, Guide holder, Collet sleeve (6mm or 1/4"), Collet sleeve (8mm or 3/8"), Wrench x2, Straight bit (carbide-tipped)

RP1800
203
12mm (1/2") Acc Pg. A157-177

Router (Plunge type)

Powerful motor delivers smooth routing

- Precise cutting depth adjustment.
- Ergonomically contoured knob style handles fit operator's hands perfectly.
- Linear ball bearing for super-smooth plunge action.
- Increased durability obtained by using larger size ball bearing on the drive-end of armature, labyrinth type retainers and fun



Specifications:-

Continuous rating Input	1,850W
Capacity	Collet : 12mm or 1/2"
Plunge capacity	0 - 70mm (0 - 2-3/4")
Base dia.	170mm (6-11/16")
No load speed (rpm)	22,000
Dimensions (L x W x H)	155 x 294 x 312mm (6-1/8" x 11-5/8" x 12-1/4")
Net weight	6.0kg (13.2lbs)
Power supply cord	2.5m (8.2ft)

Standard Equipment: Straight Guide, Wrench, Screw M6x135

RP2300FC
203
12mm (1/2") Acc Pg. A157-177

Router (Plunge type)

Powerful motor delivers smooth routing

- Precise cutting depth adjustment.
- Ergonomically contoured knob style handles fit operator's hands perfectly.
- Twin LED job lights with afterglow function.
- Linear ball bearing for super-smooth plunge action.
- Increased durability obtained by using larger size ball bearing on the drive-end of armature, labyrinth type retainers and fun.



Specifications:-

Continuous rating Input	220V: 2,300W / 127V: 1,650W
Capacity	Collet : 12mm or 1/2"
Plunge capacity	0 - 70mm (0 - 2-3/4")
Base	170 x 155mm (6-11/16" x 6-1/8")
No load speed (rpm)	9,000 - 22,000
Dimensions (L x W x H)	155 x 294 x 312mm (6-1/8" x 11-5/8" x 12-1/4")
Net weight	6.1kg (13.4lbs)
Power supply cord	2.5m (8.2ft)

Standard Equipment: Straight Guide, Wrench, Screw M6 x 135

4403
411
6mm (1/4") Acc Pg. A173

Sash Router

Mills and drills aluminium for sashes.

- Trimmer model 3709 used as motor unit.
- Large transparent chip guard for operator's safety.
- Base travels side to side.
- Base travels forward and backward.

Specifications:-

Continuous rating Input	530W
Capacity	Collet : 6mm or 1/4"
Max. width of work	123mm (4-7/8")
Max. width at 45 degrees	77mm (3")
Max. height of work	185mm (7-1/4")
Base transv. travel	113mm (4-1/2")
Base longit. travel	73mm (2-7/8")
No load speed	30,000rpm
Overall dimensions (L x H x W)	327mm x 350mm x 355mm (12-7/8" x 13-13/16" x 14")
Net weight	16.0kg (35.3lbs)
Power supply cord	2.5m (8.2ft)

Standard Equipment: Angle Gauge, Wrenches 2,